



Navigation button

Intuitive color scale
(to interpret your
measurements)

Navigation button


Ejection button

Test strip slot



Test strip with yellow area to
apply blood sample

Four steps for measuring blood sugar




Insert test strip

Wash your hands with warm soapy water and dry them thoroughly before you start the measuring process. The measuring unit turns on when you insert the test strip into the device.



Collect blood

When the blinking drop symbol appears, use the lancing device to collect the blood sample.



Apply blood

Touch the yellow edge of the test strip with the drop of blood. Take your finger away from the test strip as soon as the blinking hourglass symbol appears on the display.



Read the test result

The test result appears in less than four seconds on the display. The arrow indicates whether your test result is above, within or below your target range.



Easy collection of blood in a few steps



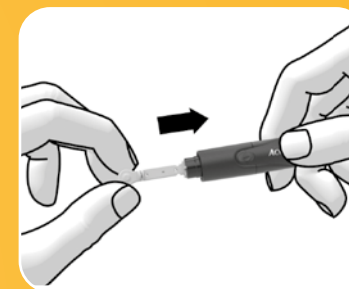
Preparation

Wash your hands with warm water and soap before you take the blood sample. Dry your hands well.



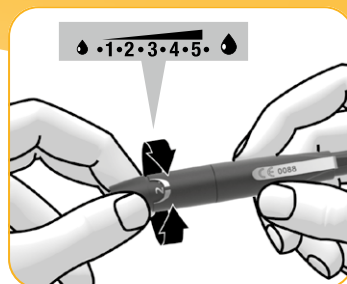
Remove the cap

Pull the cap off of the lancing device.



Insert the lancet

Place a new lancet in the lancet holder. Twist the protective cap off of the lancet. Put the cap back on the lancing device.



Adjust the lancet depth

You can set 11 lancing depths (0.5 to 5.5). Turn the cap until it aligns with the desired lancing depth mark.



Cock the lancing device and take a drop of blood

Press the cocking button all the way through. The lancing device is cocked when the middle of the release button is yellow. Hold the lancing device firmly on to the desired puncture site. Press the release button in order to collect the blood.



Eject the used lancet

Take the cap off of the lancing device and slide the ejector forward. The used lancet will be ejected. Put the cap back on.

ACCU-CHEK, ACCU-CHEK INSTANT and ACCU-CHEK SOFTCLIX are Trademarks of Roche.

© 2021 Roche Diabetes Care Deutschland

accu-chek.de

Roche Diabetes Care Deutschland GmbH

Sandhofer Straße 116

68305 Mannheim